

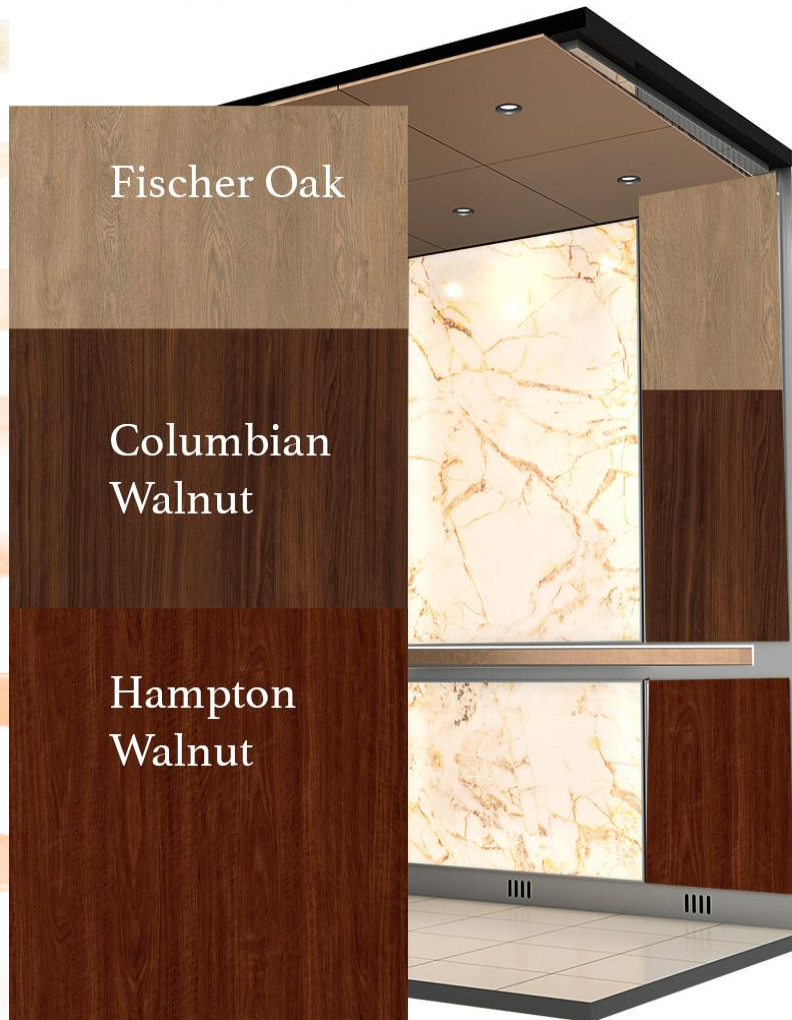


ELEVATOR RENDERING

Emilia

Front Wall:

Install satin finish stainless steel on front wall, transom only, side return wall and COP return wall with proper cutouts for new Cop panel.



Ceiling: Satin finish stainless steel 6 fixture LED light ceiling with perimeter LED lighting.

Custom wall panels to be faced with plastic laminate with accent code compliant clear mirror customized.

Handrail: One (1) $\frac{3}{8}$ x 2" flat stainless steel bar handrail on the rear wall

Flooring: Rubber flooring or tile.

Ella

Ceiling: Satin finish stainless steel or bronze 6 fixture LED light ceiling with perimeter LED lighting.

Rear wall: (2) Vertical Satin finish stainless steel panels on the rearwall with (1) custom horizontal plastic laminate panel in the middle of each stainless steel sheet.

Front Wall: Install satin finish stainless steel on front wall, transom only, side return wall an COP return wall with proper cutouts for new Cop panel.



Side Wall: (2) Vertical satin finish stainless steel panels on each other the side wall .

Handrail: One (1) $\frac{3}{8}$ x2" flat stainless steel bar handrail on the rear wall and sidewall .

Stella



Scarlett

Ceiling: Satin finish stainless steel or 6 fixture LED light ceiling with perimeter LED lighting

Front Wall: Install satin finish stainless steel on front wall, transom only, side return wall and COP return wall with proper cutouts for new Cop panel.

Rearwall: (3) Vertical satin finish stainless steel panels on the rear wall .

Side Wall: (2) Vertical satin finish stainless steel panels on each other the side wall .

Handrail: One (1) $\frac{3}{8}$ x2" flat stainless steel bar handrail on the rear wall and side wall .



Ava

Ceiling: Satin finish stainless steel 6 fixture LED light ceiling with perimeter LED lighting.

Front Wall: Install satin finish stainless steel on front wall, transom only, side return wall and COP return wall with proper cutouts for new Cop panel.

Rear Wall: Install (3) vertical safely black laminated certified glass panels on the upper rear wall with (3) 5WL panels on the lower rear wall (Rigidized).

Side Wall: Install (2) vertical safely black laminated certified glass panels on the upper rear wall with (2) 5WL panels on the lower side wall (Rigidized).

Handrail: One (1) $\frac{3}{8}$ x 2" flat stainless steel bar handrail on the rear wall and sidewall.



Eva

Ceiling: Satin finish stainless steel 6 fixture LED light ceiling with perimeter LED lighting.

Front Wall: Install satin finish stainless steel on front wall, transom only, side return wall an COP return wall with proper cutouts for new Cop panel.

Rear Wall: Install rear wall with (2) Vertical plastic laminated panels wood and (1) marble plastic laminate panel in the middle of the rear wall. Install Lower rear wall with (2) plastic laminated wood panels (1) marble plastic laminate panel.

Side Wall: Install Sidewall with (2) Vertical plastic laminated wood panels on each side with (1) bronze metal panel in the middle of the rear wall .

Handrail: One (1) 3/8 x2" flat or round stainless steel bar handrail on the rear wall and sidewall .

Elea



Valentina

Ceiling: Satin finish stainless steel or bronze with 6 fixture LED light ceiling with perimeter LED lighting.

Front Wall: Install satin finish stainless steel on front wall, transon only, side return wall an COP return wall with proper cutouts for new Cop panel.

Rear Wall: Install Rear wall with (3) vertical (Y037) COPPER ALLOY plastic laminate from (Wilsonart).

Side Wall: Install side wall with (2) vertical horizontal (Y037) COPPER ALLOY plastic laminate from (Wilsonart).

Handrail: One (1) $\frac{3}{8}$ x2" flat stainless steel or bronze bar handrail on the rear wall and side wall.



Cora

Ceiling: Satin finish stainless steel (6) fixture LED light ceiling with perimeter LED lighting.

Front Wall: Install satin finish stainless steel on front wall, transom only, side return wall and COP return wall with proper cutouts for new Cop panel.

Rear Wall: Install (3) vertical wood panel cover with satin finish stainless-steel cover (rigidized) on the rear wall.

Side Wall: Install (2) vertical wood panel cover with satin finish stainless-steel cover (rigidized) on the side wall.

Handrail: One (1) $\frac{3}{8}$ x 2" flat stainless steel or bronze bar handrail on the rear wall and side wall.



Lucy

Ceiling: – Core dimmable LED dome ceiling with (4) downlights on each of the corners with LED lights

Front Wall: Install satin finish stainless steel or bronze #6 on front wall , transon only, side return wall an COP return wall with proper cutouts for new Cop panel.

Rear Wall: Install (3) Vertical wood panel cover and furnish with **(CHERRY)** from **(Wilsonart)** .

Side Wall: Install (2) Vertical wood panel cover and furnish with **(CHERRY)** from **(Wilsonart)** .

Handrail: One (1) $\frac{3}{8}$ x2" flat satin stainless steel finish #4 or bronze handrail on the rear wall and side wall .



Alberta



Ceiling: Satin finish stainless steel (6) fixture LED light ceiling.

Front Wall: Install satin finish stainless steel on front wall, transom only, side return wall and COP return wall with proper cutouts for new Cop panel.

Rearwall: (2) Vertical wood panels cover with plastic laminate flat wall on the rear wall .

Side Wall: (2) Vertical wood panels cover with plastic laminate flat wall on the side wall .

Handrail: One (1) $\frac{3}{8}$ x2" flat stainless steel bar handrail on the rear wall and side wall .

Cecilia


Ceiling: Satin finish stainless steel (6) fixture LED light ceiling .

Rearwall: (3) vertical custom white laminated safety glass on the upper rear wall .
(1) horizontal plastic laminated mica on the lower rear wall .

Side Wall : (2) vertical custom white laminated safety glass on the upper side wall .
(1) horizontal plastic laminated mica on the lower side wall .

Front Wall: Install satin finish stainless steel on front wall , transom only,
side return wall an COP return wall with proper cutouts for new Cop panel.

Handrail: One (1) $\frac{3}{8}$ x2" flat stainless steel bar handrail on the rear wall



Mia



ceiling: Satin finish stainless steel (6) fixture LED light ceiling with perimeter LED lighting.

Front Wall: Install satin finish stainless steel on front wall, transom only, side return wall and COP return wall with proper cutouts for new Cop panel.

Rear Wall: Install (3) vertical wood panel cover with satin finish stainless-steel cover (rigidized) on the rear wall.

Side Wall: Install (2) vertical wood panel cover with satin finish stainless-steel cover (rigidized) on the side wall.

Handrail: One (1) $\frac{3}{8}$ x 2" flat stainless steel or bronze bar handrail on the rear wall and side wall.

Hazel

Ceiling: Satin finish stainless steel or bronze #6 (6) fixture LED light ceiling with LED lighting.

Front Wall: Install satin finish stainless steel on front wall , transon only, side return wall an COP return wall with proper cutouts for new Cop panel.

Rear Wall: Install (3) horizontal wood panel cover with satin finish stainless-steel cover (rigidized) on the rear wall.

Side Wall: Install (2) horizontal wood panel cover with satin finish stainless-steel cover (rigidized) on the side wall.

Handrail: One (1) $\frac{3}{8}$ x2" flat stainless steel or bronze bar handrail on the rear wall and side wall .



Ivy

Ceiling: Satin finish stainless steel or 6 fixture LED light ceiling with perimeter LED lighting

Rearwall: (1) custom green laminated safety glass on the upper rear wall . (2) vertical plastic laminated mica on the lower rear wall .

Side Wall : (2) horizontal satin stainless steel finish #4 panels on the upper rear wall (2) vertical plastic laminated mica on the lower rear wall.

Front Wall: Install satin finish stainless steel on front wall , transom only, side return wall an COP return wall with proper cutouts for new Cop panel.

Handrail: One (1) $\frac{3}{8}$ x2" flat stainless steel bar handrail on the rear wall



The Harper

Ceiling: Satin finish stainless steel or bronze #6 (6) fixture LED light ceiling with LED lighting.

Front Wall: Install satin finish stainless steel or bronze #6 on front wall, transom only, side return wall and COP return wall with proper cutouts for new Cop panel.

Rear Wall: Install (1) wood panel cover with mirror finish on the rear wall with brass frames around.

Side Wall: Install (1) wood panel cover with bronze finish (rigidized) on the side wall with brass frames around.

Handrail: One (1) $\frac{3}{8}$ x 2" flat stainless steel or bronze bar handrail on the rear wall.



Ceiling: Satin finish stainless steel or (6) fixture LED light ceiling with perimeter LED lighting



Rearwall: (3) Vertical plastic laminated panels on the rear wall (3) wood panels covered with 5WL (Rigidized) on the lower rear wall

Side Wall : (2) Vertical plastic laminated panels on the rear wall (2) wood panels covered with 5WL (Rigidized) on the lower rear wall .

Front Wall: Install satin finish stainless steel on front wall , transom only, side return wall an COP return wall with proper cutouts for new Cop panel.

Handrail: One (1) 3/8 x2" flat stainless steel bar handrail on the rear wall and sidewall.

Layla



Aurora



Evelyn

Ceiling: Satin finish stainless steel (6) fixture LED lighting.

Front Wall: Install satin finish stainless steel on front wall, transom only, side return wall an COP return wall with proper cutouts for new Cop panel.

Rearwall : Install (3)vertical plastic laminate panels on the rear wall .

Sidewall: Install (2) vertical plastic laminate panels on the side wall.

Handrail: One (1) $\frac{3}{8}$ x2" flat stainless steel bar handrail on the rear wall .



Mila



Moon


Ceiling: Satin finish stainless steel (6) fixture LED lighting.

Front Wall: Install satin finish stainless steel on front wall, transom only, side return wall an COP return wall with proper cutouts for new Cop panel.

Rearwall : Install (1) horizontal custom plastic laminate panel on the rear wall (1) horizontal blue plastic laminate panel on the lower rear wall .

Sidewall: Install (1) horizontal custom plastic laminate panel on the side wall (1) horizontal blue plastic laminate panel on the lower side wall .

Handrail: One (1) $\frac{3}{8}$ x2" flat stainless steel bar handrail on the rear wall .



Ceiling: Satin finish stainless steel or 6 fixture LED light ceiling with perimeter LED lighting

Front Wall: Install satin finish stainless steel on front wall , transom only, side return wall an COP return wall with proper cutouts for new Cop panel.

Rearwall: (3) vertical satin finish stainless steel panels on the rear wall .

Side Wall: (2) vertical satin finish stainless steel panels on each other the side wall .

Handrail: One (1) $\frac{3}{8}$ x2" flat stainless steel bar handrail on the rear wall and side wall .

Sophia



Willow

Ellen

Ceiling: Satin finish stainless steel or bronze #6 (6) fixture LED light ceiling with LED lighting.

Front Wall: Install satin finish stainless steel on front wall , transon only, side return wall an COP return wall with proper cutouts for new Cop panel.

Rear Wall: Install (4) horizontal wood panel cover with plastic laminate (**Wilsonart**) on the rear wall.

Side Wall: Install (4) horizontal wood panel cover with plastic laminate (**Wilsonart**) on the sidewall.

Handrail: One (1) $\frac{3}{8}$ x2" flat stainless steel or bronze bar handrail on the rear wall and side wall .



Nala



Ceiling: Satin finish stainless steel (6) fixture LED light ceiling with perimeter LED lighting.

Front Wall: Install satin finish stainless steel on front wall, transom only, side return wall and COP return wall with proper cutouts for new Cop panel.

Rear Wall: Install (3) vertical wood panel cover with satin finish stainless-steel cover (rigidized) on the rear wall.

Side Wall: Install (2) vertical wood panel cover with satin finish stainless-steel cover (rigidized) on the side wall.

Handrail: One (1) $\frac{3}{8}$ x 2" flat stainless steel or bronze bar handrail on the rear wall and side wall.

Tinsley


Ceiling: Satin finish stainless steel (6) fixture LED light ceiling .

Front Wall: Install satin finish stainless steel on front wall , transom only, side return wall an COP return wall with proper cutouts for new Cop panel.

Rear Wall: Install rear wall with (2) Vertical wood panels covered in bronze (rigidized) with (1) white laminated safety glass in the middle of the rear wall .

Side Wall: Install side wall with (2) Vertical wood panels covered in bronze (rigidized) with (1) white laminated safety glass in the middle of the side wall .

Handrail: One (1) $\frac{3}{8}$ x2" flat or round stainless steel bar handrail on the rear wall and sidewall .



Lexie



Ceiling: Satin finish stainless steel (6) fixture LED light ceiling .

Front Wall: Install satin finish stainless steel on front wall , transom only, side return wall an COP return wall with proper cutouts for new Cop panel.

Rearwall: (3) Vertical satin finish stainless steel panels on the rear wall

Side Wall: (2) Vertical satin finish stainless steel panels on each other the side wall .

Handrail: One (1) $\frac{3}{8}$ x2" flat stainless steel bar handrail on the rear wall and side wall .

Emmeline

Ceiling: Satin finish stainless steel (6) fixture LED light ceiling .

Front Wall: Install satin finish stainless steel or bronze #6 on front wall , transon only, side return wall an COP return wall with proper cutouts for new Cop panel.

Rear Wall: Install (2) wood panels cover with plastic laminated on the middle of rear wall with (12) small square white safety glass all around the plastic laminate .

Side Wall: Install (2) wood panels cover with plastic laminated on the middle of rear wall with (12) small square white safety glass all around the plastic laminate .

Handrail: One (1) $\frac{3}{8}$ x2" flat stainless steel or bronze bar handrail on the rear wall .



Novalee



Ceiling: Satin finish stainless steel (6) fixture LED light ceiling .

Front Wall: Install satin finish stainless steel or bronze #6 on front wall , transom only, side return wall an COP return wall with proper cutouts for new Cop panel.

Rear Wall: Install (4) white safety glass panels on the rear wall with (4) square panels on the right hand of the rear wall with bronze #6 .

Side Wall: Install (4) white safety glass panels on the rear wall with (4) square panels on the right hand of the side wall with bronze #6 .

Handrail: One (1) $\frac{3}{8}$ x2" flat stainless steel or bronze bar handrail on the rear wall .

Hadlee

Ceiling: Satin finish stainless steel (6) fixture LED light ceiling .

Front Wall: Install satin finish stainless steel on front wall ,
transom only, side return wall an COP return wall with proper
cutouts for new Cop panel.

Rearwall: (3) Vertical plastic laminate panels with bronze frames all
around the panels .

Side Wall: (2) Vertical plastic laminate panels with bronze frames all
around the panels .

Handrail: One (1) $\frac{3}{8}$ x2" flat stainless steel bar handrail on the
rear wall and side wall .



Avalynn



Ceiling: Satin finish stainless steel (6) fixture LED light ceiling .

Front Wall: Install satin finish stainless steel on front wall , transom only, side return wall an COP return wall with proper cutouts for new Cop panel.

Rear Wall: Install rear wall with (9) square safety glass panels on the rear wall .

Side Wall: Install side wall with (2) plastic laminate panels .

Handrail: One (1) $\frac{3}{8}$ x2" flat or round stainless steel bar handrail on the rear wall and sidewall .

Braylee



Ceiling: Satin finish stainless steel (6) fixture LED light ceiling .

Front Wall: Install satin finish stainless steel on front wall , transom only, side return wall an COP return wall with proper cutouts for new Cop panel.

Rear Wall: Install rear wall with (2) Vertical wood panels covered in bronze (rigidized) with (1) white laminated safety glass in the middle of the rear wall .

Side Wall: Install side wall with (2) Vertical wood panels covered in bronze (rigidized) with (1) white laminated safety glass in the middle of the side wall .

Handrail: One (1) $\frac{3}{8}$ x2" flat or round stainless steel bar handrail on the rear wall and sidewall .

Legacy



Ceiling: Satin finish stainless steel (6) fixture LED light ceiling .

Front Wall: Install satin finish stainless steel on front wall , transom only, side return wall an COP return wall with proper cutouts for new Cop panel.

Rear Wall: Install rear wall with (4) horizontal white laminated safety glass in the middle of the rear wall .

Side Wall: Install sidewall with (4) horizontal white laminated safety glass in the middle of the rear wall .

Handrail: One (1) $\frac{3}{8}$ x2" flat or round stainless steel bar handrail on the rear wall and sidewall .

Belen

Ceiling: Satin finish stainless steel 6 fixture LED light ceiling with perimeter LED lighting.

Front Wall: Install satin finish stainless steel on front wall, transom only, side return wall and COP return wall with proper cutouts for new Cop panel.

Rear Wall: Install rear wall with (2) Vertical wood and (1) marble plastic laminate panel in the middle of the rear wall. Install Lower rear wall with (2) plastic laminated wood panels (1) marble plastic laminate panel.

Side Wall: Install Sidewall with (2) Vertical plastic laminated wood panels on each side with (1) bronze metal panel in the middle of the rear wall.

Handrail: One (1) $\frac{3}{8}$ x 2" flat or round stainless steel bar handrail on the rear wall and sidewall.



Ansley



Ceiling: Satin finish stainless steel (6) fixture LED light ceiling .

Front Wall: Install satin finish stainless steel on front wall , transom only, side return wall and COP return wall with proper cutouts for new Cop panel.

Rear Wall: Install rear wall with (4) horizontal wood panels covered in bronze (rigidized) with (1) white laminated safety glass in the middle of the rear wall .

Side Wall: Install side wall with (2) Vertical wood panels covered in bronze (rigidized) with (1) white laminated safety glass in the middle of the side wall .

Handrail: One (1) $\frac{3}{8}$ x2" flat or round stainless steel bar handrail on the rear wall and sidewall .